


## How to Test Your Device Prior to the Visit

- 1 Use a computer or device with camera/microphone



PC and Mac  
Chrome | Firefox | Safari



Android  
Chrome



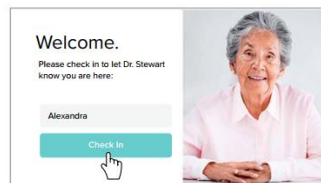
iOS  
Safari

- 2 Using the device you plan to use for your visit, [click here to conduct your pre-call test](#).

You will receive a message from DOXY.ME with a link inviting you to the Waiting Room.

## How to Check In for Your Video Visit

- 3 Type in your name and click check in

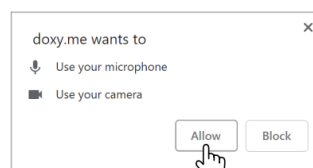
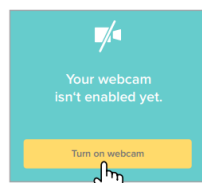


- ✓ Secure
- ✓ No software to download
- ✓ HIPAA compliant
- ✓ No registration needed

### Tips for a Successful Visit:

- Go to a quiet, well-lit private room
- Do not sit in front of a window
- Make sure the volume settings are on high

- 4 Allow your browser to use your webcam and microphone



- 5 Your care provider will start your visit

### Call Tips

- Have a good internet connection
- Restart your device before the visit
- Use the [Start Test](#) button in the waiting room
- Need help? Send us a message <https://doxy.me>